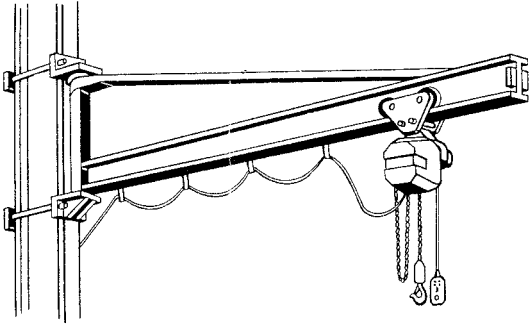


## Free standing Jib Cranes

---

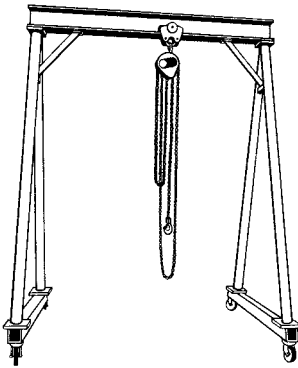
- 250kg to 5,000kg working load limit
- Up to 360° slew
- Arm length up to 6 meters
- Lift height up to 6 meters
- Installed, commissioned and load tested
- Suitable for electric and manual hoists



## Column mounted Jib Cranes

---

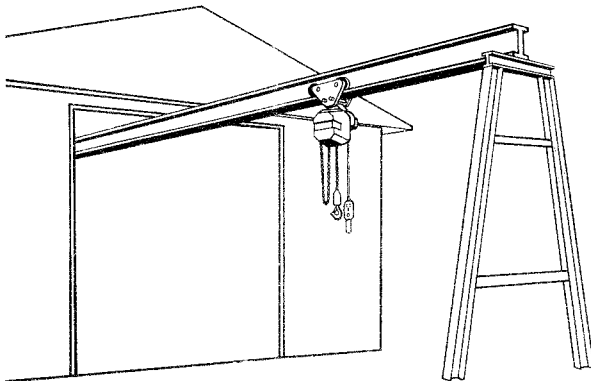
- 250kg to 5,000kg working load limit
- Up to 180° slew
- Arm length up to 6 meters
- Installed, commissioned and load tested
- Suitable for electric and manual hoists



## Portable A Frames

---

- 250kg to 10,000kg working load limit
- Available with or without wheels
- Collapsible for easy transporting
- Designed to any configuration



## Independent Monorails

---

- 250kg to 20,000kg working load limit
- Designed to any length or configuration
- Installed, commissioned and load tested
- Suitable for electric and manual hoists
- Beam can be bent to radius

