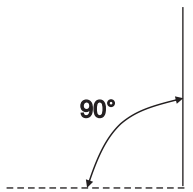
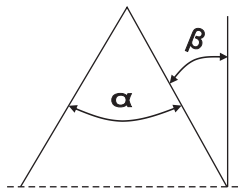
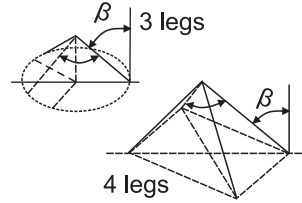
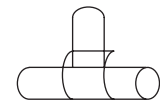
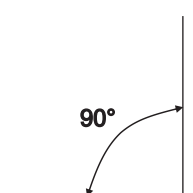
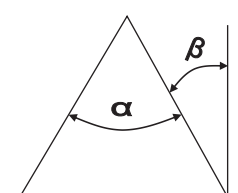
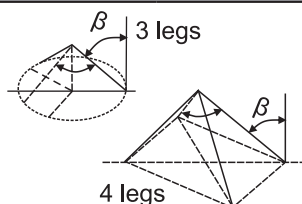
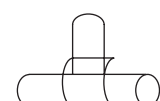


Max-alloy / Yoke Chain Sling Components

Grade 80 Chain Sling Components

WORKING LOAD LIMITS IN TONNES acc. TO EN 1677						
						
Load Factor	1	1.4	1	2.1	1.5	1.6
Chain Size (mm)	Tonnes	0 - 45° 0 - 90°	45 - 60° 90 - 120°	0 - 45° 0 - 90°	45 - 60° 90 - 120°	
6	1.12	1.6	1.12	2.36	1.7	1.8
7	1.5	2.12	1.5	3.15	2.24	2.5
8	2.0	2.8	2.0	4.25	3.0	3.15
10	3.15	4.25	3.15	6.7	4.75	5.0
13	5.3	7.5	5.3	11.2	8.0	8.5
16	8.0	11.2	8.0	17.0	11.5	12.5
19	11.2	16.0	11.2	23.6	17.0	18.0
20	12.5	17.0	12.5	26.5	19.0	20
22	15.0	21.2	15.0	31.5	22.4	23.6
26	21.2	30.0	21.2	45.0	31.5	33.5
32	31.5	45.0	31.5	67.0	47.5	50.0

Grade 100 Chain Sling Components

WORKING LOAD LIMITS IN TONNES acc. TO EN 818-4						
						
Load Factor	1	1.4	1	2.1	1.5	1.6
Chain Size (mm)	Tonnes	0 - 45° 0 - 90°	45 - 60° 90 - 120°	0 - 45° 0 - 90°	45 - 60° 90 - 120°	
6	1.4	2.0	1.4	2.9	2.1	2.2
7	2.0	2.8	2.0	4.2	3.0	3.2
8	2.5	3.5	2.5	5.3	3.8	4.0
10	4.0	5.6	4.0	8.4	6.0	6.4
13	6.7	9.4	6.7	14.1	10.1	10.7
16	10.0	14.0	10.0	21.0	15.0	16.0
20	16.0	22.4	16.0	33.6	24.0	25.6
22	19.0	26.5	19.0	39.9	28.5	30.4